
















City BaySaver Scavenger Hunt

Investigative Question

Where can we find nature in the city and how can we protect the Chesapeake Bay?

NATURE				
	MAMMAL	TREE	REPTILE	INSECT
				
	AMPHIBIAN	BIRD	FUNGI	FLOWER
WAYS TO BAYSAVE				
	COMMUNITY GARDEN	RAIN BARREL	COMPOST	INTERPRETIVE SIGN
				
SOLAR PANEL	RAIN GARDEN	WIND TURBINE	STORM DRAIN ART	

Nature is all around! You just need to know where to look. Nature inside the city may look different than it does outside of the city, but it is all vitally important. Remember, everything is connected! There are many things we can do in the city to protect nature and help the Chesapeake Bay downstream.

While walking around your city or town, use the City BaySaver Scavenger Hunt to identify Nature and Ways to Bay Save. Find as many items as you can in each category. The drawings are only suggestions and it is okay if your observations differ. Bonus points if you find more than one thing for each item!

Follow-up Question

What can your city do to help protect nature and Save the Bay? How can you help?



**CHESAPEAKE BAY
FOUNDATION**

Saving a National Treasure

CBF.ORG